


Add: Spjutvägen 17, 746 50, Bålsta, Sweden

Tel/Tel: +46171-442300

Web : www.topednordic.se

Product Specification

TLN-COB16-RGBW




Features

Super high density, only 4.46mm distance between same color LEDs.

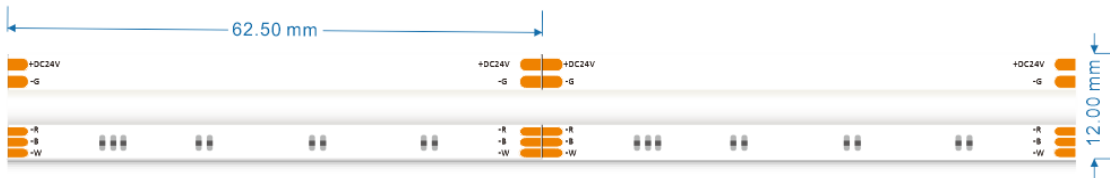
Double layer FPC, balancing the voltage dropping, heat dissipation and flexibility.

Compatible with most of the RGBW controllers in the markets.

Picture



Dimensions



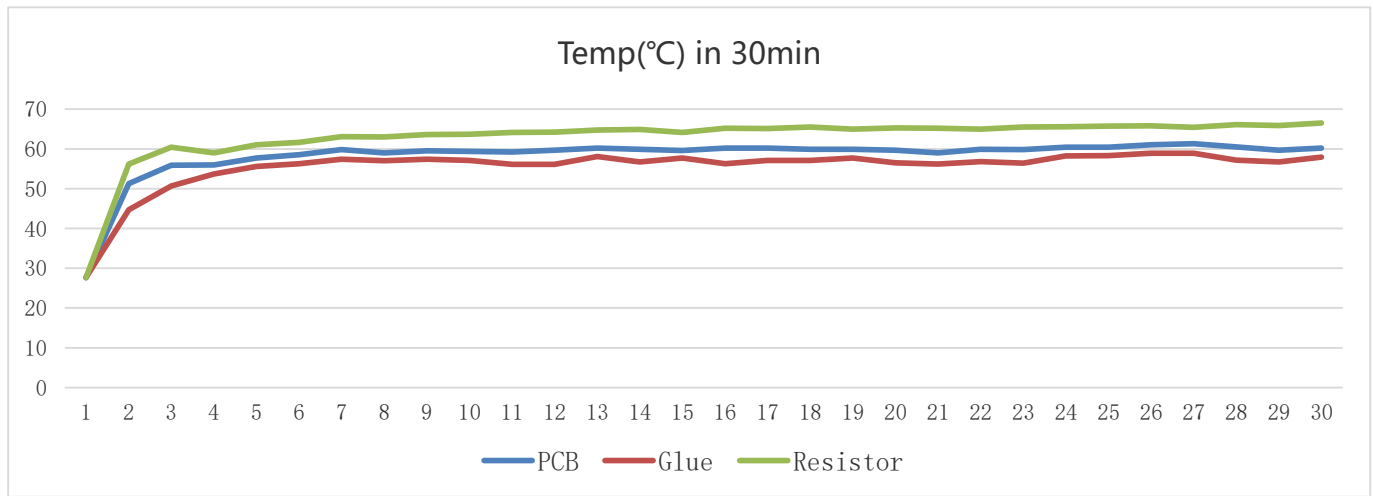
Specifications

Item NO.	TLN-COB16-RGBW			
Code				
Input Voltage	24V			
Size	W 12mm H 1.6mm L5,000mm			
Power	R	G	B	W @4000K
W/M	4	3.5	4.5	4
Lm/W	27	106	63	75
Lm/M	108	371	283.5	300

Cutting Length	62.5mm
Lifespan	50,000 H
Working Temperature	-20°C - 40°C
Storage Temperature	-20°C - 45°C
Warranty	5 years

* the given electrical data reflect typical values, each can vary up to 10%.

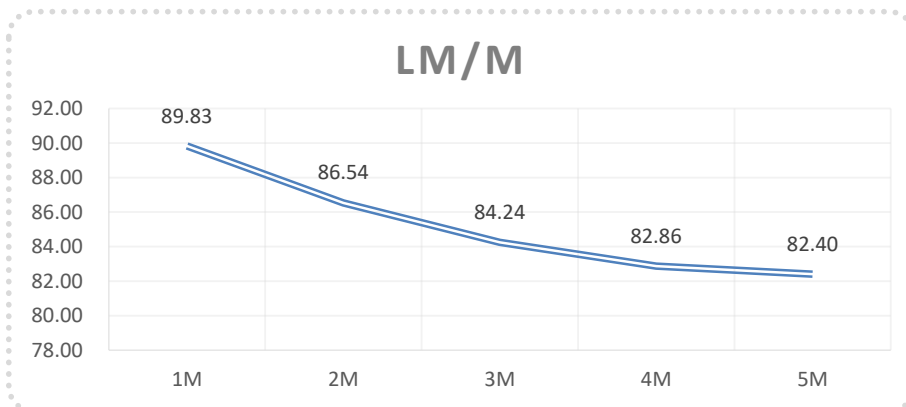
Temp. Curve



The above curves indicate the temp. changing in resistors, glue & PCB within 30 minutes after powering on, under the ambient temperature of 25 °C.





Brightness Consistency

The following charts shows the parameters on each meter based on 5M length.

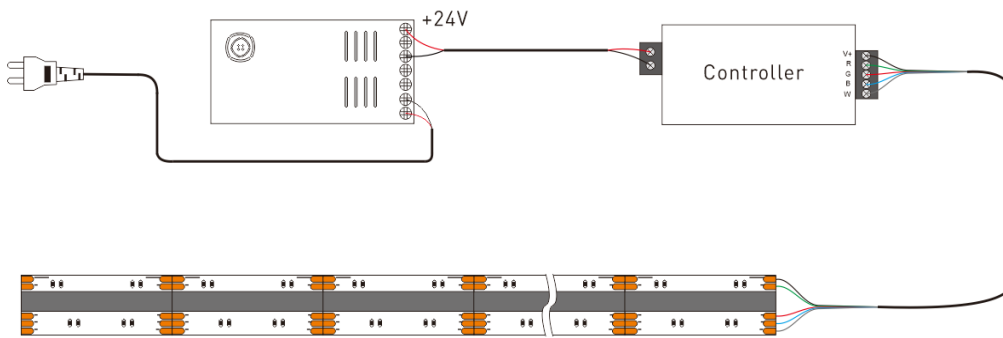


From above chart, please connect 5M at most by one-end power to keep brightness consistency.

Waterproof Ways

Cross Section	IP Rating	Details
	IP54	PU or Silicone glue on the surface of the led strips.
	IP65	Silicone Tube or heat-shrink tube
	IP67	IP67 Extrusion, Integrated Silicone
	IP68	Solid Integrated Silicone glue, or silicone glue with silicone tube

Installation Ways



- * Make sure of the total watts of COB Strip lights is less than 80% of the power supply's max output.
- * Match the polarities according to the mark ('R', 'G', 'B', 'W' and '+') in the PCB while connecting.
- * Recommend using aluminum profile or heat sink to help heat dissipation.

Applications

- * Residential lighting, decorative lighting.



Package

- 1) 5 meters per roll.
- 2) Pack each roll with anti-static bags, and label on it.
- 3) Put 25 rolls into a inner box (32*25*26 cm).
- 4) Put 2 inner boxes into master box (51*34*29cm).

