

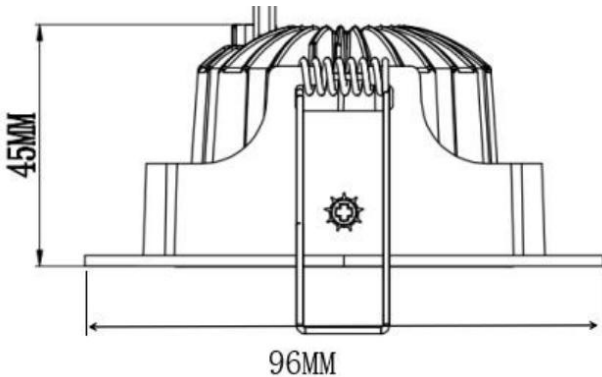
SPECIFICATION



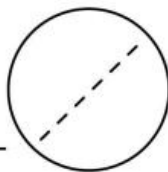
TECHNICAL DATA

Voltage	220~240V
Wattage	6W/8W LED
Lumen	530LM/6W 630LM/8W
Beam Angle	36°
CRI	Ra≥90
Colour Temperature	2700K/3000K/4000K/5000K/WARM DIM
Driver	Dimmable led driver
Power Factor	PF≥0.9
Dimmable	5%~100%
IP Rating	IP44
Life Span	40,000 Hours
Guarantee	5 years

INSTALLATION



Cut out: Ø83mm



IP20 ← Recessed parts of luminaires



IP44 ← Exposed parts of luminaires



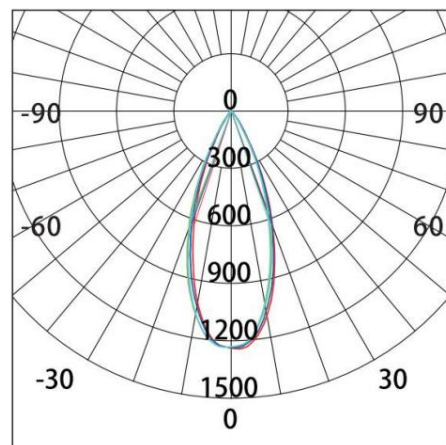
DIMENSION

Diameter	Ø96mm
Height	45mm
Cut Out	Ø73mm~83mm

COMPONENT

Material	Die-cast aluminum
Colour	Black/White/Brushed Nickel

IES CURVE



8W 40° 2700K